



Shirdi Sai Rural Institutes

# **ARTS, SCIENCE AND COMMERCE COLLEGE, RAHATA**

## **Academic and Administrative Audit Report- 2022-23**



Latitude: 19.693871  
Longitude: 74.478773  
Accuracy: 36.1 m  
Time: 02-11-2023 15:41  
Note: ASC Rahata

Powered by NoteCam

**“THINK GLOBALLY, ACT LOCALLY”-Dr. BalasahebVikhePatil (Padmabhushan Awardee)**

**"Shirdi Sai Rural Institute's"**  
Arts, Science and Commerce, Rahata  
A/P/Tal-Rahata, Dist.-Ahmednagar

**ACADEMIC AUDIT YEAR 2022-2023**

	Departments	Marathi	Hindi	English	Economics	Geography	Political Science	History	Commerce	Chemistry	Botany	Zoology	Physics	Mathematics	College Total Score
Sr.N	Indicator	1	2	3	4	5	6	7	8	9	10	11	12	13	
1	Academic programmes run by the department.	20	20	20	20	20	20	20	40	40	20	20	20	20	15.79
2	Certificate/ Diploma/ Add-on-Courses / Skill Development Programme etc. run by the	10	20	20	20	10	0	0	10	10	0	0	10	0	5.79
3	Percentage of full time teachers against sanctioned posts.	40	40	40	40	40	40	40	40	40	40	40	40	40	27.37
4	Percentage of teachers with	20	20	12	20	10	0	0	20	20	8	10	10	0	7.89
5	Percentage of teachers with NET/SET/GATE	0	10	20	0	10	20	0	0	8	0	10	10	0	4.63
6	Average teaching experience of the full time teachers	40	40	40	40	40	20	40	40	40	40	30	40	40	25.79
7	Percentage of the students admitted against the sanctioned	40	40	40	40	40	40	40	40	40	40	40	40	40	27.37
8	Methods used for teaching	10	10	10	10	10	10	10	10	10	10	10	10	10	6.84
9	Organization of special activities and programmes for	10	4	16	10	10	10	10	20	20	10	10	20	20	8.95
10	Organization of special activities and programmes for	0	0	20	20	20	20	10	20	10	20	20	20	20	10.53
11	Maintenance of Internal	50	50	50	50	50	50	50	50	50	50	50	50	50	34.21
12	Percentage of teachers using ICT facility for teaching and	40	40	40	40	40	30	40	40	40	40	40	40	40	26.84
13	Student: Computer ratio of the	2	6	10	4	8	0	10	6	8	6	4	10	10	4.42
14	Pass percentage of the final year students. (Appeared and	30	12	24	24	30	24	30	30	30	30	30	24	30	18.32
15	Percentage of the final year students in distinction or 'O'	20	16	20	12	20	20	20	20	20	20	20	20	20	13.05
16	Percentage of students participated in field visit/study	10	10	20	20	20	10	20	20	20	20	20	20	10	11.58
17	Percentage of students undertaken projects. Final Year	0	20	0	20	20	20	0	20	12	12	0	20	0	7.58
18	Number of guest lectures organized for the students.	20	15	25	30	10	10	20	20	20	20	10	25	20	12.89
19	Number of teachers recognized as research guide.	20	20	12	20	10	0	0	20	20	10	0	0	0	6.95
20	Number of Teachers awarded M. Phil/ Ph.D. in the academic	0	0	20	0	0	0	0	0	0	0	0	0	20	2.11
21	Average number of research papers published per teachers in the UGC listed journals.	0	30	20	30	20	10	20	30	30	20	20	10	20	13.68
22	Average number of research papers published per teacher in conference proceedings.	10	20	20	20	30	20	20	30	20	20	20	10	20	13.68
23	Average number of books/ chapters in book etc.	0	10	0	20	0	0	0	10	0	0	0	0	0	2.11
24	Number of research projects undertaken by the department	0	0	0	20	0	0	0	0	0	0	0	0	0	1.05
25	Organization of seminars/ conferences/ workshops etc. by	0	0	5	20	20	0	0	20	20	0	0	20	0	5.53



**"Shirdi Sai Rural Institute's"**  
Arts, Science and Commerce, Rahata  
A/P/Tal-Rahata, Dist.-Ahmednagar

**ACADEMIC AUDIT YEAR 2022-2023**

	Departments	Marathi	Hindi	English	Economics	Geography	Political Science	History	Commerce	Chemistry	Botany	Zoology	Physics	Mathematics	College Total Score
26	Number of extension and outreach Programmes/ Activity conducted/ activity for society	20	60	60	50	30	30	30	40	40	40	40	40	20	26.32
27	participating in exhibition/research /extension/	10	20	20	20	20	20	10	20	20	20	10	20	10	11.58
28	Number of functional MoUs registered by the department or activities undertaken under any	20	30	30	30	20	20	30	30	20	30	30	30	20	17.89
29	Annual expenditure for purchase of books and journals	4	8	8	8	4	4	4	12	4	4	4	4	12	4.21
30	Number of e-contents developed during the year (PowerPoint Presentations, Animations, Video lectures,	20	20	20	20	12	12	20	20	20	20	20	20	20	12.84
31	Percentage of placements of outgoing students during the year(Campus Placements and	0	20	30	30	10	30	0	30	30	0	0	10	0	10.00
32	Students' progression to higher education (previous graduated	0	20	20	40	20	20	0	30	40	0	0	40	0	12.11
33	Number of students qualifying in state/national/ international level examinations during the years (eg: NET / SLET / GATE / GMAT /CAT /GRE/ TOFEL / Civil Services/ State	0	0	10	10	0	0	0	10	20	0	0	10	0	3.16
34	Number of awards/medals received by faculty/students	15	0	0	0	0	20	0	0	10	10	0	0	0	2.89
35	Alumni contribution to the	0	50	50	50	30	20	0	50	50	20	0	10	0	17.37
36	Number of teachers participated in the faculty development programmes/	20	20	15	20	20	10	20	20	20	20	10	20	20	12.37
<b>Department Total Score</b>		<b>501</b>	<b>701</b>	<b>767</b>	<b>828</b>	<b>654</b>	<b>560</b>	<b>514</b>	<b>818</b>	<b>802</b>	<b>600</b>	<b>518</b>	<b>673</b>	<b>532</b>	<b>651.38</b>
	<b>Remark</b>	Good	Outstanding	Outstanding	Outstanding	Very Good	Good	Good	Outstanding	Outstanding	Very Good	Good	Very Good	Good	Very Good

**Marking Scheme**

Sr.	Score	Description
1	More than 700	Outstanding
2	601-700	Very good
3	501- 600	Good
4	401-500	Satisfactory
5	Below 400	Average

*(Signature)*  
(Dr. S. K. Pulate)

*(Signature)*  
(Dr. D. N. Dange)

*(Signature)*  
(Prof. S. V. Lahare)

*(Signature)*  
(Dr. V. P. Bhalekar)

*(Signature)*  
(Dr. G. D. Shirole)

*(Signature)*  
(Prof. Dr. S. S. Ghotap)

**PRINCIPAL**  
Art's, Science & Commerce  
College, Rahata

## **SUMMARY REPORT OF ACADEMIC COMMITTEE**

### **ACADEMIC YEAR 2022-23**

The college has reformed academic committee during the inception of the academic year for monthly review meeting regarding academic work. At the beginning of academic year, the academic committee has prepared academic calendar for the academic year 2022-23 under able guidance of Principal and IQAC. According to the academic calendar the academic committee has planned various academic, curricular and extra-curricular activities for the students. For the smooth conductance of academic work, the academic committee reform various sub committees like Time Table Committee, Exam Committee, Research Committee and Academic & Administrative Audit Committee.


The Time Table Committee have prepared theory as well as practical time table with the assistance of academic committee and monitored Teaching Learning processes time to time as per changes required. The committee has taken care for the completion of syllabus of all faculties in a stipulated time as per university guidelines. The committee has allotted soft skill development courses, certificate courses for needy students, bridge courses and remedial courses for weaker students to various departments. The class teachers were allotted to all UG and PG classes for smooth conductance of various activities for the students. All teachers have completed attendance of theory and practical courses, teaching plans and teacher daily diary. Our college has successfully implemented work compliance system, providing learning material, syllabus coverage and progress system.

As per the guideline of SPPU, Pune and UGC, Various departments of our college have been organized industrial visits, field visits and educational tours for the students to

make learning process experiential and more practical. Also the PG departments of our college have organized activities like seminars and power point presentations for the PG students. The guest lectures, seminars and alumni expert lectures were also organized by various departments for UG and PG students.

As per the guidelines of Savitribai Phule Pune University, the time table committee and examination committee were prepared time tables of theory internal examination as well as practical internal and external examination of UG and PG classes and have been successfully implemented as per scheduled.

The committee have prepared format for Internal Academic & Administrative Audit for all the academic departments. According to this format, the academic committee has successfully completed the Internal Academic & Administrative Audit of academic year 2022-23 on 4-5<sup>th</sup> October 2023. The committee has given time to time inputs for the academic excellence of the students and our all academic work related committees; teachers have successfully completed the academic work for the year 2022-23.

  
Dr. G. D. Shrole




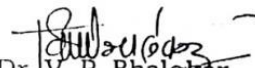
Date: 15/05/2023


## Action Taken Report

The action taken report of the academic committee of college for the academic year 2022-23 is as follows.

S. N.	Agenda	Action Taken
1	Planning and Preparation of academic calendar	As per the guidelines of SPPU, Pune, Academic calendar of the institution were prepared.
2	Implementation academic calendar for teaching, learning and evaluation process	All the activities completed as per Academic Calendar 2022-23.
3	Preparation of Theory and Practical time table and Preparation of practical batches	The theory and practical time table was prepared and implemented for smooth conductance of lectures and practical's.
4	Allotment of responsibilities through various committees for conductance of academic work	IQAC and academic committee allotted various responsibilities to faculties for implementation of academic work.
5	Planning of internal exams, external exams, test and tutorials	Exam committee planned & successfully implemented time tables for conducting internal exams, external exams, test and tutorials with the help of academic committee.
6	Planning academic and administrative Audit	The academic and administrative audit of academic year 2022-23 was completed as per guidelines of SPPU Pune and NAAC.
7	SWOT Analysis	The SWOT analysis of all the departments was completed at the time of academic and administrative audit.

  
Dr. G. D. Shirole  
Co-ordinator  
Academic Committee

  
Dr. V. P. Bhalekar  
IQAC Co-ordinator

  
Prof. (Dr.) S. S. Gholap  
**PRINCIPAL**  
Art's, Science & Commerce  
College, Rahata